
C.I.A. NETWORK

Asset Strategy in Brief

JUNE 2025



BNP PARIBAS
WEALTH MANAGEMENT

The bank
for a changing
world

Summary

01

Macro and market views

02

Bonds

03

Equities

04

Currencies

05

Commodities

06

Alternative investments

01

Macro and market views



Macro and Market Views

	Macro		<ul style="list-style-type: none"> – Rising policy uncertainty and tariff concerns are starting to weigh on US domestic investment and consumption. Expect small business activity and employment to be hit by a halt in import shipments and freeze on investments. – In the eurozone, consumer confidence is supported by continued ECB rate cuts. The announced German stimulus plan should boost long-term potential growth. Chinese stimulus could bring positive surprises.
	Rates	+	<ul style="list-style-type: none"> – Positive on core eurozone government bonds (intermediate maturities preferred) and on UK gilts (12-month yield target is now 4.2%). – Positive on US Treasuries; prefer intermediate (5-7 year) maturities. US, Euro central banks to cut benchmark rates to 4%, 1.75% by end-2025 – We see the US 2-year yield at 3.6% in 12 months, 10-year yields at 4.25%. Our 12-month target on the German 10-year bund yield is raised to 2.75%.
	Credit	+	<ul style="list-style-type: none"> – We stay Positive given solid corporate balance sheets and cash flows, strong technicals, high carry and low volatility. We prefer intermediate maturities in the eurozone and in the US. – We continue to like EUR IG corporate bonds, and we stay Positive on UK IG corporates (offering a 5.5% average yield).
	Equities	=	<ul style="list-style-type: none"> – We maintain a Neutral strategic view on Equities. Potential for a further short-term rebound on excessive pessimism and prospect of softening US policy. – Favour UK, Japan, China. Remain Negative on the US. – Positive on Health care and Utilities. For the EU, Positive on Banks, Industrials and Materials. – Negative on US IT and Consumer Discretionary. – We downgrade Europe Insurance from Positive to Neutral, Media from Neutral to Negative.
	Real Estate	=	<ul style="list-style-type: none"> – European real estate prices started to recover in Q1 2025, with rental yields now more attractive at 4.3%-5.0% for prime European commercial property segments. Residential property prices are also rising in variable rate-sensitive markets such as Spain and the Netherlands. – Industrial/logistics exposure preferred for healthy yields, higher expected rental growth on robust underlying demand growth.
	Commodities	+/-	<ul style="list-style-type: none"> – Gold: Neutral tactical view, positive long-term (buy on dips) as EM central banks continue to make strategic purchases and Asian households remain buyers. Gold 12m target USD 3300/ounce. – Negative stance on Oil, price range for Brent crude oil of USD 55-65 on weaker global oil demand, potentially higher non-OPEC oil & gas supply and an expected reduction of OPEC+ production quota cuts in 2025.
	FX		<ul style="list-style-type: none"> – The prospect of much weaker US growth, a lower Fed Funds rate and capital flows from the US back to Europe/Middle East/Asia suggest a weaker US dollar. – Our EUR/USD 3-month target USD 1.12 and our 12-month target USD 1.15 (value of one EUR). We change our 12-month USD/CNY target to CNY 7.20 (value of one USD)

Asset Allocation

Allocation changes this month:

- ❑ **Equities:** We downgrade Europe Insurance from Positive to Neutral, Media from Neutral to Negative.
- ❑ **Bonds:** We increase our German 12-month target for the bund yield to 2.75% from 2.50% and our 12-month target for the UK 10Y gilt yield to 4.20% from 4%. We stay Positive on EU core govies but reduce recommended maturities to intermediate. Conversely, we increase maturities to intermediate from short in the US.
- ❑ **FX:** USD/CNY: we change our 3- and 12-month targets to 7.20 (value of one USD). EUR/SEK: We maintain our 3-month target at 11 and we change our 12-month target to 10.70 (value of one EUR).
- ❑ **Commodities:** No change
- ❑ **Alternatives:** No change

Outlook Summary

	Very underweight	Underweight	Neutral	Overweight	Very Overweight
Equities			=		
Government Bonds				+	
Corporate Credit				+	
Real Estate			=		
Alternatives				+	
Cash		-			

Key macro & market forecasts

	GDP Growth %		Inflation %		Central Bank Rates %			Key market forecasts			
	2025e	2026e	2025e	2026e		Now	3M	12M		Now	12M
US	1.5	1.5	3.0	3.3	US Fed Funds Rate	4.50	4.50	3.75	US 10Y yield %	4.46	4.25
Eurozone	1.1	1.3	2.1	1.9	ECB Deposit Rate	2.25	1.75	1.75	Euro 10Y yield %	2.51	2.75
Japan	0.7	0.4	3.3	2.1	Bank of Japan Policy Rate	0.50	0.50	1.00	UK 10Y Yield %	4.64	4.20
UK	1.2	1.0	3.3	2.6	Bank of England Base Rate	4.25	4.00	3.50	S&P 500	5970	n/a
China	4.8	4.5	0.0	1.0	China 7D reverse repo rate	1.40	1.30	1.00	Euro STOXX 50	5375	n/a
									Oil Brent USD/bbl	65	55-65
									Gold USD/oz	3349	3300

Source: BNP Paribas WM. As at 3 June 2025

02

Bonds

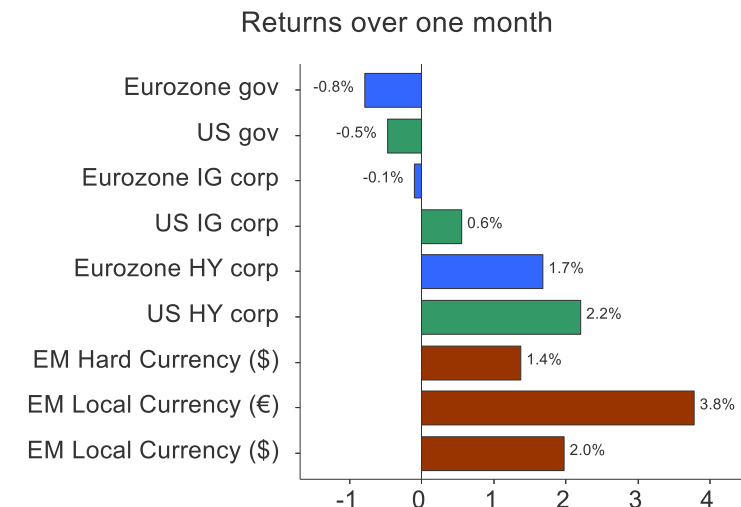


Fixed Income at a glance

Since the beginning of April, long-dated interest rates have increased significantly, reaching multi-year highs in the US, Germany and Japan. Concerns about US deficits and debt levels have resurfaced. Nevertheless, in this environment, credit has held up remarkably well, with spreads retracing most or all of the recent widening.

We increase our German 12-month target for the bund yield to 2.75% from 2.50%. We continue to favour high-quality, highly liquid bonds, particularly US, UK and core EU sovereign bonds, US TIPS and EUR investment grade corporate bonds.

10-year yield	03/06/2025	12-month target
US	4.46	4.25
Germany	2.51	2.75 ▲
UK	4.64	4.20 ▲



Source: LSEG Datastream, Bloomberg and JPM indices, 22/05/2025

Central Banks

The market has moved closer to our expectations of two rate cuts in the US, the eurozone and the UK this year and one rate hike in Japan. We anticipate terminal rates of 3.50% in the US by mid-2026, 1.75% in the eurozone by July 2025, 3.50% in the UK by March 2026, and 1.25% in Japan by late 2026.

Corporate Investment Grade (IG) Bonds

⊕ We prefer EUR IG (Positive view) over USD IG (Neutral view) given its better credit metrics and lower volatility. We prefer maturities up to 7 years in the eurozone and up to 5 years in the US.

Government Bonds

⊕ We increase our German 12-month target for the bund yield to 2.75% from 2.50%. We stay Positive on EU core govies but reduce recommended maturities to intermediate. Conversely, we increase maturities to intermediate from short in the US. We stay Positive on UK government bonds and US inflation-linked bonds.

Corporate High Yield (HY) Bonds

⊖ After the full retracement of the widening post "Liberation Day", HY has become expensive again. We expect wider spreads, as economic growth in the US is set to slow down. EUR HY should outperform USD HY.

Peripheral bonds

⊖ Periphery economies are performing well, which justifies the current level of tight spreads. We project stable spreads over the next 12 months.

Emerging Market (EM) Bonds

⊖ While we do expect EM central banks to cut rates, this is already priced in. In terms of FX, at an index levels, we expect a modest decline of EM currencies against the EUR, and a marginal gain of EM currencies versus the USD.

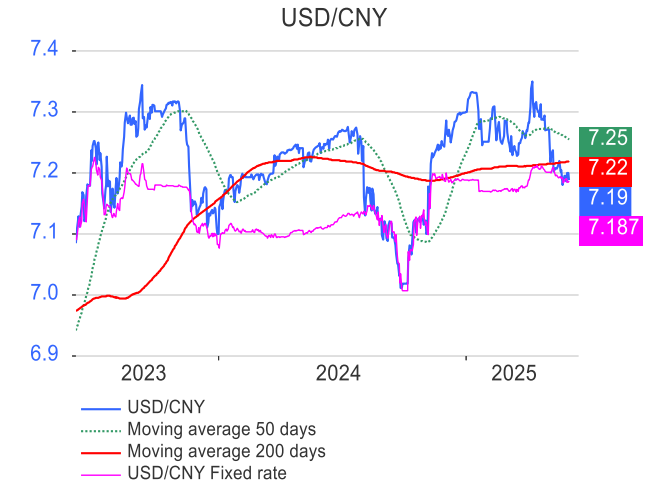
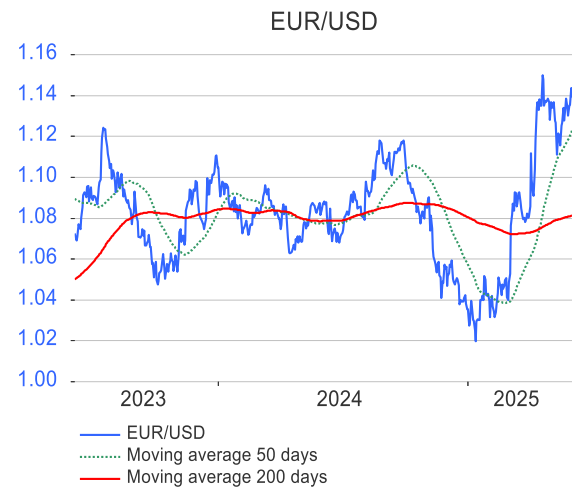
03

Currencies



Currencies at a glance

- EUR/USD:** We expect uncertainty to remain very high over the coming months specifically in light of the recent announcement regarding EU tariffs. The interest rate differential should not be supportive for the USD and investors are questioning the US exceptionalism. **We maintain our 3-month target at 1.12 and our 12-month target at 1.15 (value of one EUR).**
- USD/CNY:** PBoC has continued to maintain the USDCNY fixing around the 7.20 level despite the reduction in US trade tariffs. Two scenarios need to be monitored: either tariffs are reintroduced, leading to a sharp depreciation of the CNY, or the 20% blanket fentanyl tariff is removed, leading to a sharp appreciation. **For the time being, we are changing our 3- and 12-month targets to 7.20, as we are considering that US tariffs on China will remain at their current level.**



>> **TARGET 12M EUR/CHF: 0.94**

The SNB cut rates by 25bp in March to 0.25%. Improved growth prospects in Europe are rather supportive of the euro. However, the key risk remains tariffs on pharmaceuticals, as pharma accounts for more than 30% of Swiss goods exports to the US. High uncertainty remain supportive CHF. **Our 3- and 12-month EUR/CHF targets are 0.94 (value of one EUR).**



>> **TARGET 12M USD/JPY: 140**

The BoJ held its monetary policy at 0.50% in May. The combination of a hawkish Bank of Japan and slowing US data in the coming months should help sustain upward potential for the JPY. We expect to see the JPY benefitting from more rotation out of US assets. **Our 3-month target is 145 and our 12-month target is 140 (value of one USD).**



>> **TARGET 12M EUR/NOK: 11.30**

Norges Bank kept its key interest rate at 4.5% in March. We believe that additional fiscal stimulus and a positive interest rate differentials should provide support. Nevertheless, lower oil prices amid weaker global growth expectations are not supportive. **Our 3-month EUR/NOK target is 11.60 and our 12-month target is 11.30 (value of one EUR).**



>> **TARGET 12M EUR/GBP: 0.87**

The BoE cut interest rates by 25bp to 4.25% in May. Weak UK growth and fiscal vulnerabilities could weigh on the GBP. UK growth is constrained by higher bond yields, which in turn may lead to further fiscal pressures. **Our 3-month target is 0.85 and our 12-month target is 0.87 (value of one EUR).**



>> **TARGET 12M EUR/SEK: 10.70**

The Riksbank left its key rate unchanged at 2.25% in May. The reduced potential for further rate cuts, coupled with the interest rate differential, should continue to support the SEK. **Our 3-month EUR/SEK target is 11 and we change our 12-month target to 10.70 (value of one EUR).**



>> **TARGET 12M USD/CAD: 1.40**

The Bank of Canada left the policy rate unchanged at 2.75% in April. We continue to expect trade uncertainty to weigh on the CAD. Tariff cuts are possible if a border deal is reached, but this is offset by the risk of additional tariffs on other strategic goods. **Our 3-month and 12-month targets are at 1.40 (value of one USD).**

Forex at a glance

FX FORECASTS EUR

	Country	Spot 03/06/2025	Trend	Target 3 months (vs. EUR)	Trend	Target 12 months (vs. EUR)
	United States	EUR / USD 1.14	Neutral	1.12	Neutral	1.15
	United Kingdom	EUR / GBP 0.84	Neutral	0.85	Negative	0.87
	Japan	EUR / JPY 163.80	Neutral	162	Neutral	161
	Switzerland	EUR / CHF 0.94	Neutral	0.94	Neutral	0.94
	Australia	EUR / AUD 1.76	Positive	1.70	Negative	1.80
	New-Zealand	EUR / NZD 1.90	Neutral	1.87	Neutral	1.92
	Canada	EUR / CAD 1.56	Neutral	1.57	Negative	1.61
	Sweden	EUR / SEK 10.94	Neutral	11.00	Positive	10.70
	Norway	EUR / NOK 11.55	Neutral	11.60	Positive	11.30
Asia	China	EUR / CNY 8.19	Neutral	8.06	Neutral	8.28
	India	EUR / INR 97.51	Neutral	98.56	Negative	101.20
Latam	Brazil	EUR / BRL 6.43	Neutral	6.50	Negative	6.90
	Mexico	EUR / MXN 21.92	Negative	22.40	Negative	23.00

Sources: BNP Paribas, LSEG

FX FORECASTS USD

	Country	Spot 03/06/2025	Trend	Target 3 months (vs. USD)	Trend	Target 12 months (vs. USD)
	Eurozone	EUR / USD 1.14	Neutral	1.12	Neutral	1.15
	United Kingdom	GBP / USD 1.35	Negative	1.32	Negative	1.32
	Japan	USD / JPY 143.78	Neutral	145.00	Positive	140.00
	Switzerland	USD / CHF 0.82	Neutral	0.84	Neutral	0.82
	Australia	AUD / USD 0.65	Positive	0.66	Neutral	0.64
	New-Zealand	NZD / USD 0.60	Neutral	0.60	Neutral	0.60
	Canada	USD / CAD 1.37	Negative	1.40	Negative	1.40
Asia	China	USD / CNY 7.19	Neutral	7.20	Neutral	7.20
	India	USD / INR 85.59	Negative	88.00	Negative	88.00
Latam	Brazil	USD / BRL 5.64	Negative	5.80	Negative	6.00
	Mexico	USD / MXN 19.24	Negative	20.00	Negative	20.00
EMEA	South Africa	USD / ZAR 17.89	Neutral	18.00	Positive	17.50
	USD Index	DXY 99.23	Neutral	100.88	Neutral	98.52

Sources: BNP Paribas, LSEG

04

Equities



Stocks rebound on reduced tariffs. Uncertainties discarded by the market.

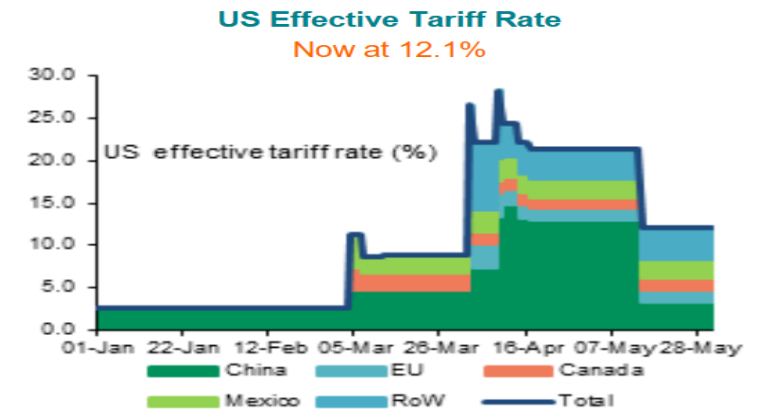
The risks are still there

- **The risk of a recession is now decreasing after sharply increasing in April.** The US administration has toned down its vocal calls for large tariffs on some key trading partners after realising the potential damage to its own economy. Some agreements have been reached, or are close to being finalised, with certain countries. The ridiculously high tariffs imposed on Chinese goods in April have been reduced to a more manageable level.
- However, **historically high tariffs are going to be implemented (see chart on this page), which will lead to lower growth and pressure on profit margins.** This has been disregarded by the market during the recent equity recovery. Moreover, rising yields are reducing US consumer purchasing power and corporate investment. At the same time, upside inflation risks remain elevated.
- **US equities have become expensive once again.** The recent recovery was driven primarily by retail investors who probably did not fully understand the long-term consequences of tariffs. US P/E levels are now back above 20 (see the table on this page), which is a level at which institutional investors are reluctant to buy, particularly given the fairly optimistic earnings forecasts in the US.
- **Although there are still opportunities to be found in the US market, which is very deep, we continue to recommend diversifying away from US equities, particularly following the recent rebound.**

Main recommendations

- ➔ **We remain cautious about US equities.** Many economic actors are losing confidence. Uncertainty will lead to lower consumption, investment and job creation. While the recent positive news regarding tariffs and the frontloading phenomenon (heavy precautionary purchases before tariffs are implemented) have alleviated some of these concerns, it is only a matter of weeks, if not days, before US hard data follows the downward trend of US soft data (very weak confidence indicators).
- ➔ **Therefore, we should diversify in terms of both asset classes and geography. In Europe, we favour select themes such as electrification, infrastructure and EU strategic autonomy. Furthermore, supported by sizeable fiscal stimuli, a market segment worth revisiting is European SMID caps.** They are trading cheaply relative to large caps, and their Q1-25 results have been strong.
- ➔ **At contrary, we downgrade EU Insurance from Positive to Neutral** as it is no longer cheap after a strong rally this year.
- ➔ **We downgrade EU Media sector from Neutral to Negative** as it is expensive and there are still questions relating to growth and the impact of AI.
- ⚠ **The key risk for equities is a US recession, which would cause earnings growth to turn negative in most major markets. A stagflationary episode in the US that causes the Fed to raise interest rates would be a kind of Black Swan event. Rising yields in various parts of the world also need to be monitored.**

EXPECTED TARIFFS STILL HIGH DESPITE RECENT REDUCTIONS



Source: BNP Paribas Exane

US EQUITIES: EXPENSIVE, OPTIMISTIC EARNINGS GROWTH

21-05-25	PE				EPS Growth - %			
	2025	2026	2027	12m fwd	2025	2026	2027	12m fwd
MSCI USA	23,0	20,2	17,8	21,7	9,5	13,7	13,6	11,2
MSCI USA ENERGY	16,8	14,0	11,3	15,5	-14,5	20,3	22,2	-1,3
MSCI USA MATERIALS	20,8	17,9	15,6	19,4	2,7	16,2	14,3	8,6
MSCI USA INDUSTRIALS	25,3	21,9	19,3	23,7	11,3	15,7	13,5	13,7
MSCI USA CONS DISCR	30,9	26,7	22,6	29,0	2,3	15,8	17,7	8,1
MSCI USA CONS STAPLES	22,3	20,8	19,2	21,6	0,5	7,4	8,2	3,5
MSCI USA HEALTH CARE	16,4	14,8	13,2	15,7	16,2	11,1	11,8	13,8
MSCI USA FINANCIALS	17,5	15,4	13,2	16,5	4,6	13,3	12,7	8,4
MSCI USA IT	30,1	25,9	22,7	27,8	19,3	16,5	13,9	17,2
MSCI USA COMM SERVICES	19,7	18,0	15,8	18,9	16,9	9,3	13,7	13,4
MSCI USA UTILITIES	18,4	17,0	15,8	17,8	5,3	8,0	7,7	6,4

Source: BNP Paribas, DataStream, IBES

Asian Equities view

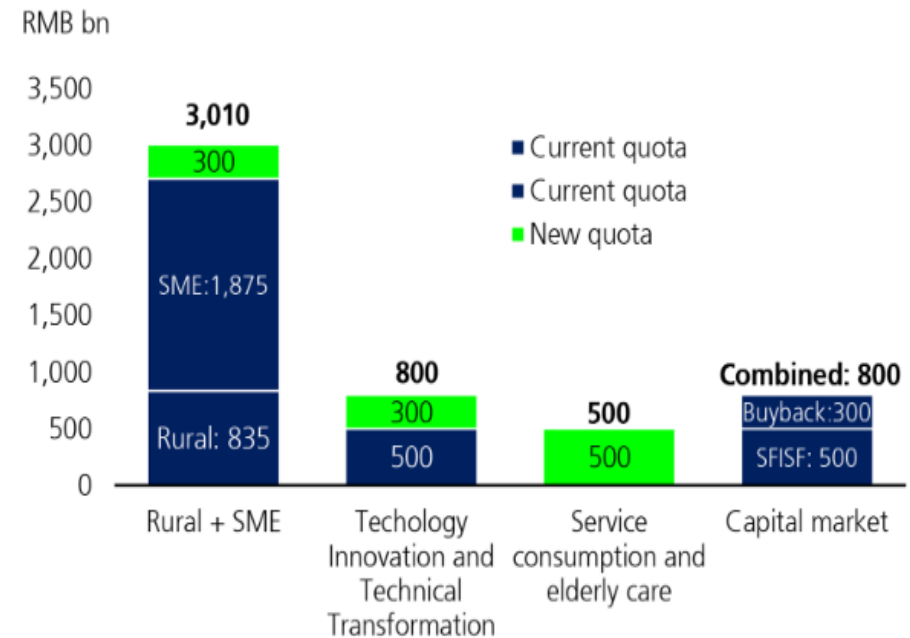
ASIA COUNTRY PREFERENCE

+	=	-
COUNTRY		
China Singapore South Korea Indonesia	Taiwan, Thailand Malaysia Philippines India	-

- **China** - US-China tariff de-escalation was larger than expected, with the Hang Seng Index up 6.7% month-to-date (MTD) and fully recovered from losses incurred on 2 April. Valuations for Hong Kong and Chinese equities remain attractive in a regional context, with potential for a "policy put" to support the economy and stock markets. In early May, before the US-China trade talks, the PBoC announced another monetary stimulus package, releasing more than RMB 2 trillion (USD 280 billion) of liquidity in total.
- Looking ahead, we anticipate continued range-bound trading in Hong Kong/China equities in the short term, as the market requires catalysts to break out of its current range. What are the possible catalysts? i) better-than-expected stimulus measures; ii) earnings and guidance from Chinese tech companies that beat consensus forecasts, or iii) a significant de-escalation in US-China tensions.

China equities need catalysts for further upside after the strong rally YTD

The PBoC's 50bp RRR cut is equivalent to a liquidity injection of RMB 1 trillion. China's expansion of relending facilities will increase liquidity by a further RMB 1.1 trillion.



Source: CEIC, UBS, as of 7 May 2025

Note: *SFISF: Securities, Funds and Insurance companies Swap Facility;
Buyback: Share Buybacks and Shareholding Facility

05

Commodities



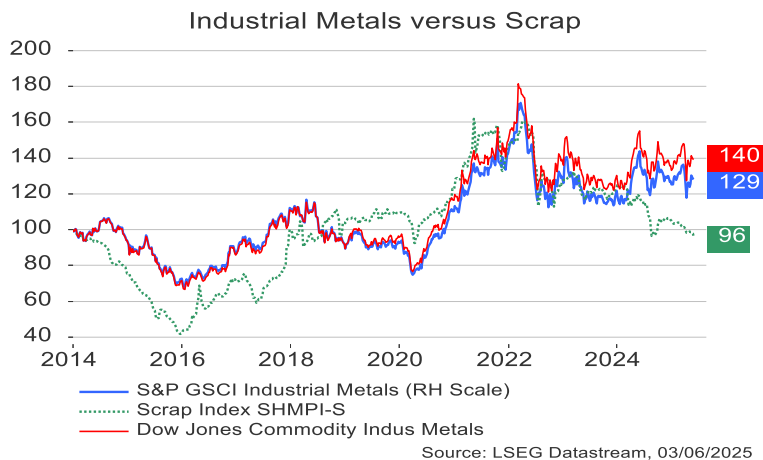
Commodities at a glance

Following a decent performance in Q1, **industrial metals** have fallen amid fears of a major global growth slowdown caused by the trade war. Copper has seen some upfront buying due to fears of US tariffs (copper has been exempted for the time being).

Year-to-date, copper is up 9%, tin is up 14%, but aluminium is down 2%, iron ore is down 4%, and zinc is down 10%.

BASE METALS

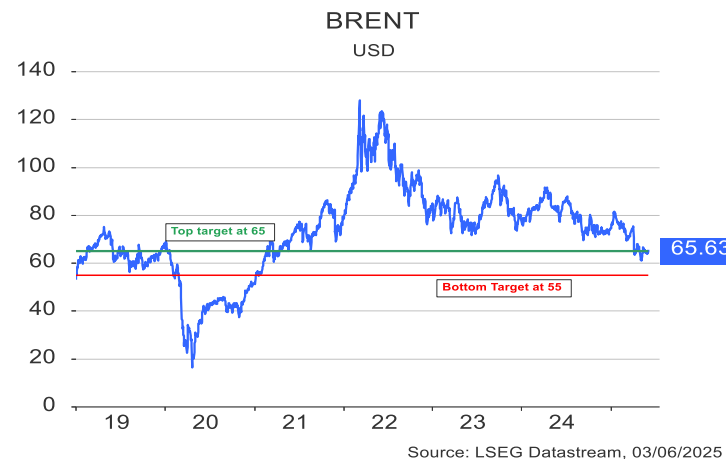
In view of the expected economic slowdown due to the trade war, **we remain Neutral in the short term**. In the longer term, however, we still expect growing demand for energy transition and infrastructure to outpace expected supply growth.



Following a sharp decline in April (From USD 75 to USD 60), the price of **Brent** partially recovered in the first half of May (to USD 66), thanks to a less bearish macroeconomic outlook (the temporary US-China trade deal) and rumours that Israel was preparing to attack Iranian nuclear installations. However, OPEC+ production hikes and a lack of discipline will probably continue to weigh on oil prices.

OIL

We maintain our Negative view, with a target range of 55-65 USD, given the potential for further downside risks, including slower global growth, Trump's policy of favouring lower oil prices, substantial non-OPEC supply growth, OPEC+ production hikes (and a lack of discipline), and the possible lifting of sanctions in the event of deals with Russia and Iran.



Gold price has only corrected slightly since its early May peak, and has risen again in recent days due to renewed trade tensions, concerns about the high US deficit and debt levels, and the lack of resolution to the conflicts in Russia/Ukraine and Israel/Gaza.

Gold has risen by 28% year-to-date and by 67% since the beginning of 2024.

Our 12m target is USD 3300/ounce.

GOLD

Following the sharp rally, we adopted a Neutral stance last month, anticipating a potential de-escalation of the trade war and a possible ceasefire in Ukraine. However, as negotiations between the US and EU, as well as between Russia and Ukraine, are not going in the right direction, and concerns about high US deficits and debts are growing in the market, gold is finding renewed support from safe-haven investors. **We stay Neutral for the time being, but will be watching these developments closely over the next few weeks.**



06

Alternative Investments

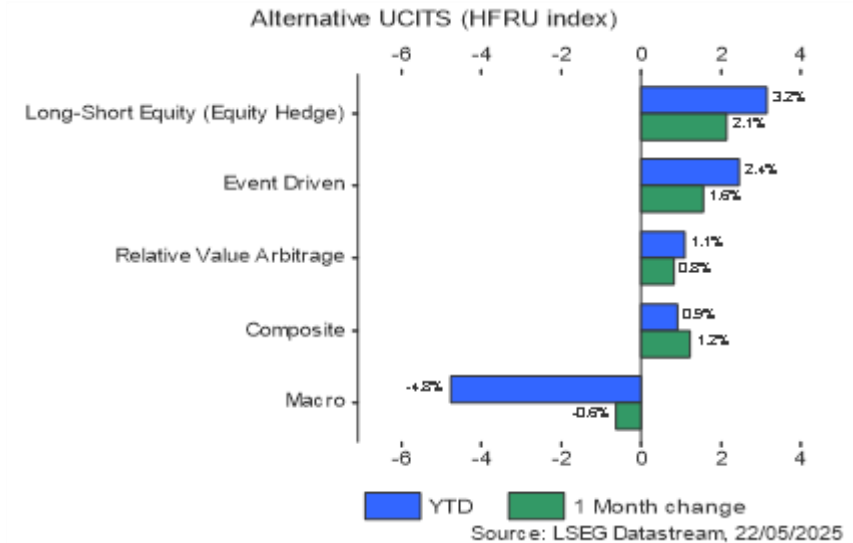


Alternative Investments

The past month was also generally positive except for Macro.

Since January, performance has generally been positive, except for Macro, while Long-Short equity have been the best performers.

Positive opinion on Long-Short equity and Relative Value.



Global Macro



Neutral: Both discretionary macro and CTAs tend to hold significant amounts of uninvested cash, primarily because they use futures and derivatives. Therefore, by definition, these strategies offer “cash + alpha” returns, as they now benefit from higher interest rates. Markets are contending with the unpredictability of the new Trump administration.

Event Driven



Neutral (from Positive): Trump’s erratic policies have been putting a damper on new deals. CEOs are also likely to reconsider their corporate strategies in view of policies such as tariffs. Year-to-date, corporate activity has been flat compared with last year’s already low volume, with cross-border deals into the US being particularly rare. Higher funding costs and a potential economic slowdown or recession are bound to create new distressed investment opportunities.

Long/Short Equity



Positive: Market breadth has recently improved following a period of concentrated outperformance among the 'Magnificent Seven'. Intra-market equity dispersion has returned to historically high levels, with a significant disparity between expensive and cheap stocks. This paves the way for more favourable opportunities for long- and short-term stock selection.

Relative Value



Positive: Credit dispersion may increase further as high-yield companies react to 'higher for longer' interest rates as their debt matures. Convertible bond arbitrage strategies are benefiting from increased issuance and refinancing/liability management, provided the credit quality remains high enough. Government bond relative value arbitrage should also benefit from diverging monetary policies and inflation, offering less risk than directional macro trades.



BNP PARIBAS WEALTH MANAGEMENT CHIEF INVESTMENT ADVISOR (CIA) NETWORK

▼
Edmund SHING
Global Chief Investment Officer

ASIA

Prashant BHAYANI
Chief Investment Officer
Grace TAM
Chief Investment Advisor

BELGIUM

Philippe GIJSELS
Chief Investment Advisor

Alain GERARD

Senior Investment Advisor, Equities

Patrick CASSELMAN

Senior Commodities Strategist Deputy Global Chief Investment Officer

ITALY

Luca IANDIMARINO
Chief Investment Advisor

LUXEMBOURG

Guy ERTZ

Edouard DESBONNETS
Senior Investment Advisor, Fixed Income

GERMANY

Stephan KEMPER
Chief Investment Strategist

FRANCE

Charles GIROT
Senior Investment Advisor

Isabelle ENOS
Senior Investment Advisor

DISCLAIMER

This marketing document is provided by the Wealth Management business of BNP Paribas, a French public limited company with a capital of € 2.261.621.342, registered office 16 bd des Italiens 75009 Paris - France, registered at RCS Paris under number 662,042,449, authorised in France, under the number 662,042,449, approved in France by the Autorité des Marchés Financiers (AMF). As a marketing document, it has not been produced in accordance with regulatory constraints to ensure the independence of investment research and is not subject to the prior transaction ban. It has not been submitted to the AMF or other market authority. This document is confidential and intended solely for use by BNP Paribas SA, BNP Paribas Wealth Management SA and companies of their Group ('BNP Paribas') and the persons to whom this document is issued. It may not be distributed, published, reproduced or revealed by recipients to other persons or reference to another document without the prior consent of BNP Paribas.

This document is for informational purposes only and does not constitute an offer or solicitation in any State or jurisdiction in which such offer or solicitation is not authorised, or with persons in respect of whom such offer, solicitation or sale is unlawful. It is not, and should under no circumstances be considered as a prospectus. The information provided has been obtained from public or non-public sources that can be considered to be reliable, and although all reasonable precautions have been taken to prepare this document, and, in the event of any reasonable precautions, the accuracy or omission of the document shall not be recognised. BNP Paribas does not certify and guarantees any planned or expected success, profit, return, performance, effect, effect or profit (whether from a legal, regulatory, tax, financial, accounting or other point of view) or the product or investment. Investors should not give excessive confidence in theoretical historical information relating to theoretical historical performance. This document may refer to historical performance; Past performance is not a guide to future performance.

The information contained in this document has been drafted without taking into account your personal situation, including your financial situation, risk profile and investment objectives. Before investing in a product, the investor must fully understand the risks, including any market risk associated with the issuer, the financial merits and the suitability of such products and consult its own legal, tax, financial and accounting advisers before making an investment decision. Any investor must fully understand the characteristics of the transaction and, if not otherwise provided, be financially able to bear the loss of his investment and want to accept such risk. The investor should remember that the value of an investment as well as the income from them may fall as well as rise and that past performance is not a guide to future performance. Any investment in a product described is subject to prior reading and to an understanding of the product documentation, in particular that which describes in detail the rights and duties of the investors and the risks inherent in an investment in that product. In the absence of any written provision, BNP Paribas does not act as an investor's financial adviser for its transactions.

The information, opinions or estimates contained in this document reflect the author's judgement on the day of his drafting; they must not be considered as authority or be substituted by anyone in the exercise of his or her own judgement and subject to change without notice. Neither BNP Paribas nor any BNP Paribas Group entity will be liable for any consequences that may arise from the use of the information, opinions or estimates contained in this document.

As a distributor of the products presented in this document, BNP Paribas may receive distribution fees on which you can obtain further information on specific request. BNP Paribas, its employees or Directors may hold positions in or relationship with their issuers.

By receiving this document you agree to be bound by the above limitations.

© BNP Paribas (2025). All rights reserved.

Pictures from Getty Images.